


M2K13 User Instructions




On/Off Control

This unit by default will start when the Keycard is inserted. Whilst the Keycard is not inserted the unit will be in Standby Mode with Fan Speed going to “Low” and Setpoint reverts back to 22°C (Default).

If the keycard is inserted you can start and stop the controller by pressing the  button, the controller may be started and stopped manually.



Fan Speed Control

The  button can be used to select either low, medium or high fan speed .



Note: When the unit is turned off Ventilation mode can be started by pressing the  Button.

Setting the Temperature




The set point is displayed by default. To change the setpoint press either the

 or  buttons which will increase or decrease the set point.

Displaying the Temperature

To display the actual temperature hold both the  and the  buttons for 5 Seconds. The temperature will be displayed for 10 seconds, after which it will revert back to showing the Setpoint temperature.

Parameters

Enter parameters by holding both  and  for 5 seconds.  Moves up in the parameter sequence.

 Enters the parameter value then  and  change the parameter value. Hold  and  for 5 seconds to save and exit parameters.

INNOTECH®
Innovative technology
Ph. 07 3841 1388 Fax. 07 3841 1644
P.O. Box 292 Sunnybank Q 4109
A.B.N. 71 689 962 713

TITLE	M2K13 USER INSTRUCTIONS
MODEL NO	M2K13
DATE	09/12/2005
DRAWN	MEK REV NO: A
APPROVED	