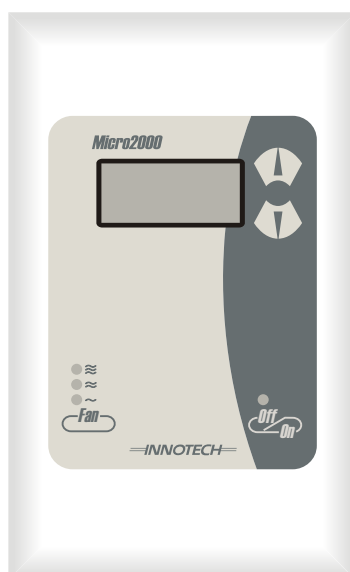



M2K11 User Instructions









On/Off Control

By pressing the  button, the controller may be started and stopped manually.




Fan Speed Control

The  button can be used to select either low, medium or high fan speed .

Setting the Temperature

When the  or  buttons are depressed. The set point will be displayed. Continuing to press either the  or  buttons will increase or decrease the set point. If the  or  buttons have not been depressed for 5 seconds the display will revert to the sensed temperature.

Ventilation Only and Fan Speed Control

By pressing the  button when the controller is OFF, the controller will operate at low speed with no cooling or heating. By pressing the  button continuously the fan speed will change to medium and then high speed. Pressing the  button when in high speed will turn the controller OFF.

INNOTECH
CONTROL SYSTEMS

Designed & Manufactured in Australia
by Mass Electronics Brisbane
Ph 07 38411388 Fax 07 38411644

TITLE	M2K11 USER INSTRUCTIONS
MODEL NO	M2K11
DATE	23/02/2004
DRAWN	JSM REV NO: A
APPROVED	