

24V WALL MOUNTED ELECTRONIC CONTROLLER

Model: IWP4002

2 COOL 2* 0-10V DC OUTPUTS

Model: IWP4020

2 HEAT 2* 0-10V DC OUTPUTS

SPECIFICATIONS:

POWER SUPPLY:

Voltage: 4000 Series 24V AC $\pm 10\%$ 50/60Hz.

OUTPUTS:

One SPDT voltage free contacts per stage 2 amps max.

Two 0-10V DC control outputs heat and cool.

TERMINAL IDENTIFICATION:

SENSOR

S = Screened cable + detector.

DET = Detector.

MODULATING OUTPUTS

7 = Cool 0-10VDC.

8 = Heat 0-10VDC.

9 = Signal Common.

SUPPLY

4000 Series:

□ = Earth.

~ = 0V.

24V = 24VAC.

TEMPERATURE RATINGS:

Storage 0 to 50°C non condensing.

Operating 0 to 40°C non condensing.

ENCLOSURE:

Manufactured from an ignition resistant grade of ABS which meets the requirements of AS2420.

Colour: Off White.

INSTALLATION:

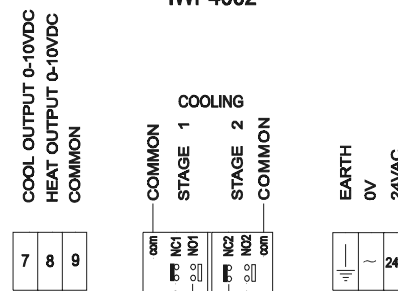
- 1 Mount controller in a dry and reasonably clean location free of excessive vibration.
- 2 Wire in accordance with INNOTECH connection diagrams and local bylaws or refer to your local distributor.

DETECTOR WIRING:

- 1 **DO NOT** connect 24V AC or 240V AC to "SENSOR" terminals or terminals 7 & 8.
- 2 Shielded cable should be used. This shield should remain continuous from the detector to terminal "S" of the controller.
- 3 The screen of the detector wiring **MUST** be connected to the right hand connection "S" of the "SENSOR" terminals.
- 4 It is good practice to maintain at least 50 millimetres clearance between detector wiring and power wiring.

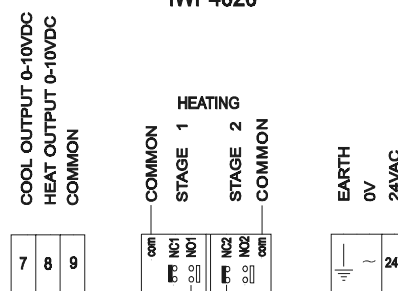
The internal or external detector is calibrated via the "CAL" pot.

STANDARD CONNECTION IWP4002



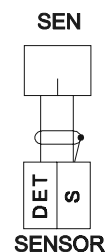
* Note : Terminal 9 and Earth are Internally Connected.

STANDARD CONNECTION IWP4020



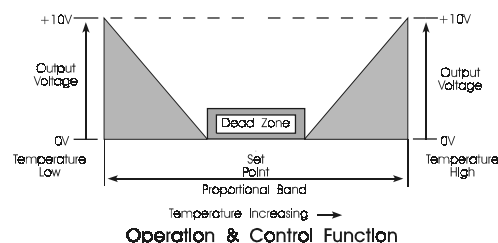
* Note : Terminal 9 and Earth are Internally Connected.

REMOTE DETECTOR CONNECTION



DET - DETECTOR S - CABLE SCREEN
SCREEN CABLE MUST BE USED

#NB - REMOVE THERMISTOR FROM TERMINAL STRIP



INNOTECH

CONTROL SYSTEMS

Designed & Manufactured In Australia
by Mass Electronics Brisbane
Ph 07 38411388 Fax 07 38411644

TITLE

ELECTRONIC CONTROLLER

MODEL NO

IWP4002, IWP4020

DATE

22-4-99

DRAWN

LAW

REV NO.: B

CONIWP3.CDR

APPROVED

m. [Signature]